Sisters of the Holy Family

To seek out and advocate for the poor and needy, especially families, for the Kingdom of God.

FACTS & STATS

People Over 65 Struggle to Pay for Care

19% of Americans 65 or older

skip needed health care because of high out-of-pocket costs $$$

11% have problems paying medical bills

Better Access & Care Coordination Needed

87% of U.S. adults 65 or older have at least one chronic disease, like diabetes or high blood pressure, and 68% suffer from two or more **68%**

Yet only **57%** of older U.S. adults could get a same-day or next-day doctor's appointment when they were sick, compared with **83%** of adults in France and New Zealand

U.S. | FRANCE | NEW ZEALAND

35% of older Americans experienced a lack of coordination in their care, such as test records being unavailable at a doctor's visit

Source: R. Osborn, D. Moulds, D. Squires, M. M. Doty, and C. Anderson, "International Survey of Older Adults Finds Shortcomings in Access, Coordination, and Patient-Centered Care," *Health Affairs* Web First, November 19, 2014.

The COMMONWEALTH FUND

HEALTH-CARE INEQUALITIES ARE COMPLICATED BY STRUCTURAL RACISM

US HEALTH & INEQUALITY

People of colour face discrimination at many levels of life

POVERTY

People of colour are far more likely to live in poverty (2014)

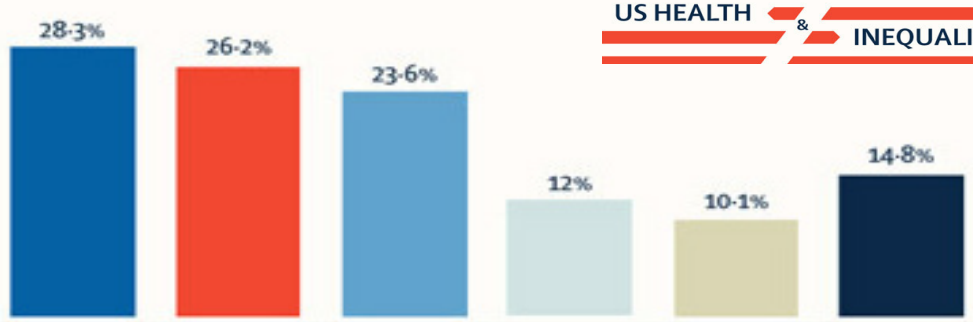

HEALTH

People with fair or poor health (2014)

WORK

People of colour face discrimination in the workplace

Hiring managers call back those with traditionally white names (eg, Brad or Emily) 50% more often than those with traditionally black names (eg, Jamal or Lakisha)

LIVING CONDITIONS

People of colour are more likely to live in neighbourhoods with:

A high concentration of dilapidated housing

A substandard social and built environment

Exposure to pollutants

Limited opportunities for education

This has critical implications for the country's health

LIFE EXPECTANCY GAP in the US is now among the highest gaps in developed countries

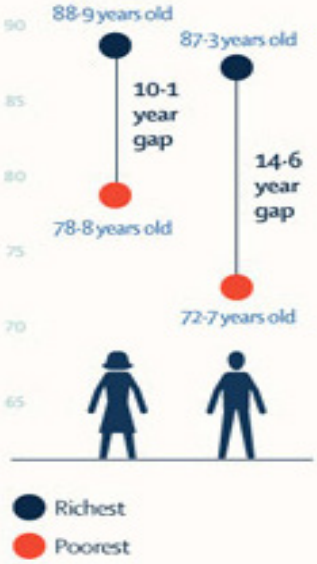

Many poor people FOREGO MEDICAL CARE altogether

% of low-income citizens who reported not seeing a doctor because of cost (before the Affordable Care Act):

POORER PEOPLE PAY PROPORTIONATELY MORE of their income for private insurance

% of income spent on private insurance:

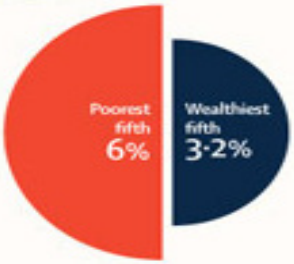

Those with serious illness commonly face FINANCIAL HARDSHIP

1 in 10 families with problems paying medical bills has declared bankruptcy

MANY HEALTH-CARE WORKERS ARE POORLY PAID

The health-care system employs more than 20% of all black female workers in the US:

More than a quarter subsist on family incomes that are below 150% of the poverty line

https://www.thelancet.com/infographics/us-health

Immigrant women need health coverage, not legal barriers.

The 6.5 million U.S. women of reproductive age who are not citizens are much less likely to be insured...

...especially those who live in poverty and are often barred from Medicaid.

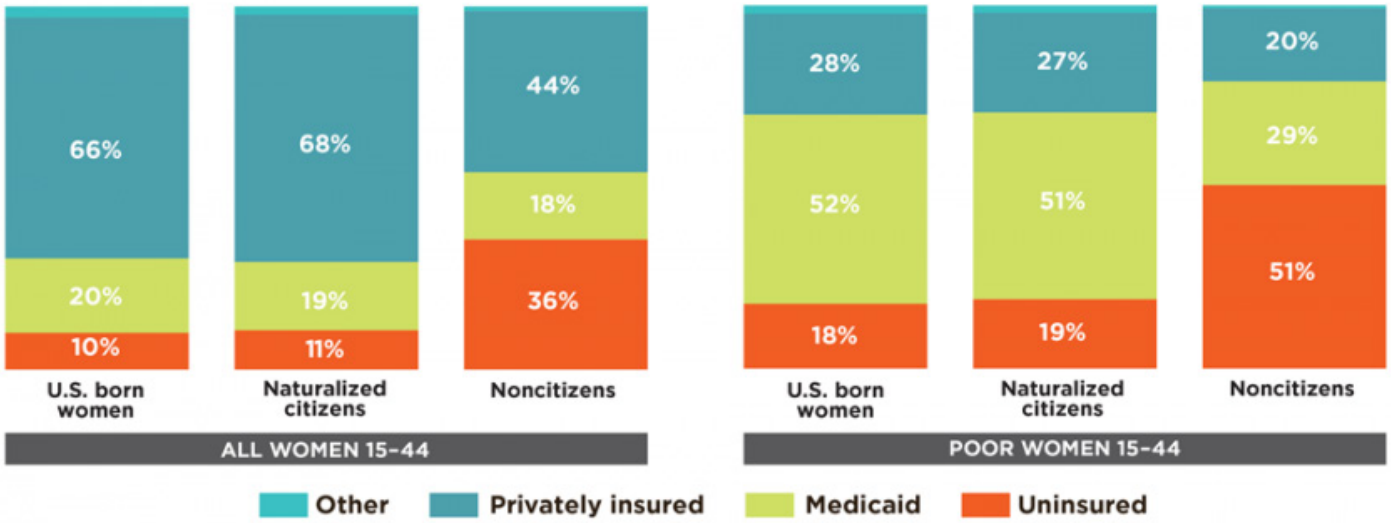

Notes: Poor women are those in families with incomes under the federal poverty level ($20,090 for a family of three in 2015). Data include some information on undocumented immigrants, although that information is generally acknowledged to be a considerable undercount of that population group. *Source:* Special tabulations of data from the 2016 American Community Survey (data are for 2015).

TAKE ACTION: Make a contribution to the Sisters of the Holy Family Mission Fund. Your gift helps fund ministries that help people access Healthcare:
www.bit.do/SHFDonate

MEDIAN AGE OF LIFE EXPECTANCY FOR PEOPLE WITH DOWN SYNDROME*



*Data from Yang Q, Rasmussen SA, Friedman JM. Mortality associated with Down's syndrome in the USA from 1983 to 1997: a population-based study. Lancet. 2002;359:1019-25.

For paid family and medical leave:

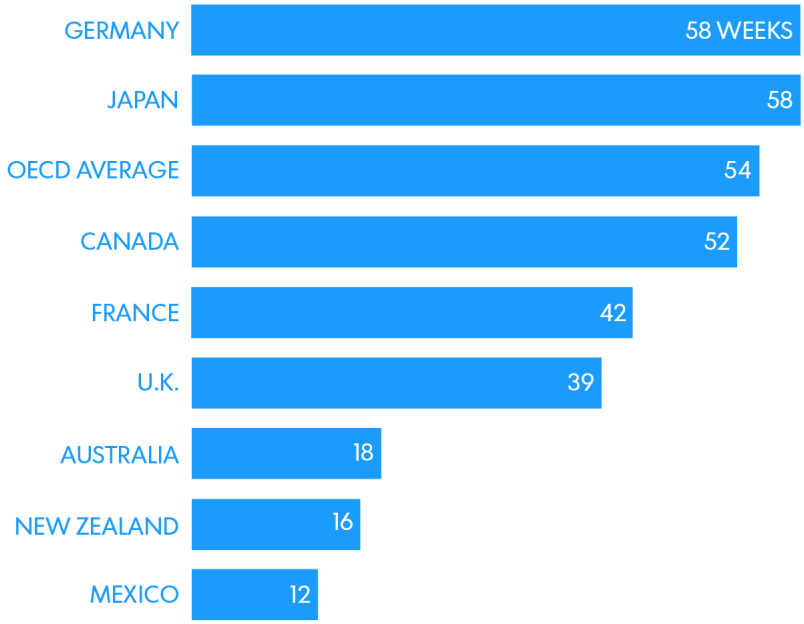

UNITED STATES 0

the U.S. is an outlier among developed nations.

SOURCE: ORGANISATION FOR ECONOMIC COOPERATION AND DEVELOPMENT

USA TODAY

MENTAL HEALTH FACTS

MOST AMERICANS LACK ACCESS TO CARE

56%
OF AMERICAN ADULTS WITH A MENTAL ILLNESS **DID NOT** RECEIVE TREATMENT

7.7%
OF YOUTH HAD **NO ACCESS** TO MENTAL HEALTH SERVICES THROUGH THEIR PRIVATE INSURANCE

1 IN 5 REPORT AN UNMET NEED

YOUTH MENTAL HEALTH IS WORSENING AND ACCESS TO CARE IS LIMITED

IN A FIVE YEAR PERIOD, **RATES OF SEVERE YOUTH DEPRESSION HAVE INCREASED**

5.9% → 8.2%

OVER 1.7 MILLION
YOUTH WITH MAJOR DEPRESSIVE EPISODES
DID NOT RECEIVE TREATMENT

THAT'S ENOUGH TO FILL **EVERY** MAJOR LEAGUE BASEBALL STADIUM ON THE EAST COAST **TWICE**

SOURCE
Nguyen, Theresa, et al. *State of Mental Health in America 2018*. Mental Health America, 2017. http://www.mentalhealthamerica.net/issues/state-mental-health-america.

MHA Mental Health America

4.9 Million — **African-American Adults (18.7%)** of **20** years of age and above have diagnosed or undiagnosed diabetes compared to **7.1%** of **White Americans**

11.8% of **Latino/Hispanic-Americans** of **20** years of age and above have diagnosed diabetes and they are at **66%** higher risk of getting diabetes than **White American**

African Americans are at **77%** higher risk of getting diabetes than **White Americans**

The **5th** leading cause of Death for **Asian Americans** is **Diabetes**

American Indians are at **3.5** times higher risk of diabetes-related **Kidney failure** than the rest of the US

© TheDiabetesCouncil.com

Disparity in Health Care Persist

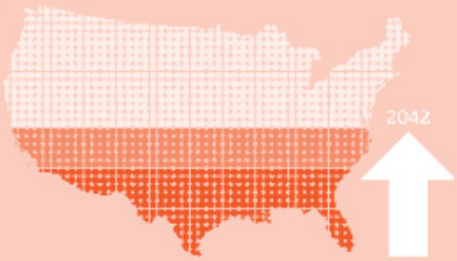

A changing population

Racial and ethnic minorities represent about 1/3 of the US population and will become the majority of the population by 2042.

Unequal care

Minority patients are more likely to experience lower-quality health care than whites. They are less likely to receive kidney dialysis or transplants, and more likely to receive less desirable procedures, such as lower-limb amputations for diabetes.

23.9 billion

The cost of disparity

Among Blacks and Hispanics, the cost burden of three preventable conditions – high blood pressure, diabetes and stroke – was about $23.9 billion in 2009, according to a study by the Urban Insitute.